



### OVERVIEW

	Low	Moderate	High
<b>Equity Risk Profile</b>			
<b>Fund Purpose</b>	Generate capital growth over the long term		
<b>Investment Style</b>	Relative Return		
<b>Benchmark</b>	FTSE/JSE Shareholder Weighted Index [SWIX]		
<b>Investment Vehicle</b>	Segregated / Pooled		
<b>Inception date</b>	November 2007		
<b>Number of Months</b>	90		
<b>Fund Size</b>	R 7.938 billion		
<b>Minimum Investment</b>	R 25 million (none for pooled)		
<b>Management Fee</b>	Subject to mandate (usually between 0.45% and 0.75% per annum)		
<b>Performance fees</b>	Negotiable		

### INVESTMENT OBJECTIVE

The Mergence SWIX Fund aims to provide investors with capital growth over the long term. The objective is to achieve returns that are in excess of the FTSE/JSE Shareholder Weighted Index [SWIX] over any three-year rolling period.

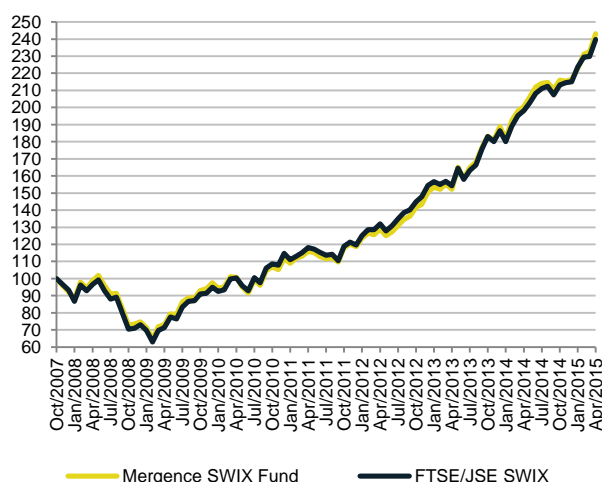
Our philosophy of pragmatism underlines our approach to investing in equities, and thus the Fund's objective to be a consistent generator of alpha through cycles. We embrace a style agnostic approach given the cyclicity in performance of a strong bias to either value or growth styles. Valuation is the key trigger to our decision making process. We seek to achieve our investment objective by buying/selling companies trading below/above our assessment of intrinsic value. Our equity investment process is comprehensive, proprietary research driven and long term focused.

### INVESTOR PROFILE

#### The Fund is suitable for investors:

- who seek specialist South African equity exposure as part of their overall investment strategy;
- who believe long term equity exposure adds value;
- who know the nature of equity exposure, in that there is entry risk and the potential of capital loss.

### LONG TERM PERFORMANCE



### CARBON FOOTPRINT

The Mergence SWIX Fund is conscious of its carbon footprint and is actively encouraging improved disclosure and carbon management across all JSE listed companies. The Mergence SWIX Fund's Carbon Footprint is available on request.

### PERFORMANCE\*\* SUMMARY

Period	Fund	SWIX	Active Return
Tracking Error	2.26%		
Information Ratio	0.09		
1 Month	4.56%	4.31%	0.25%
3 Months	9.16%	7.19%	1.96%
6 Months	12.55%	12.48%	0.07%
1 Year	21.21%	20.96%	0.25%
3 Years	23.51%	22.00%	1.51%
Since Inception	12.58%	12.36%	0.21%

Year	Fund	SWIX	Active Return
2015	12.35%	11.47%	0.88%
2014	14.61%	15.42%	-0.81%
2013	25.46%	20.71%	4.75%
2012	26.88%	29.09%	-2.20%
2011	6.23%	4.26%	1.96%

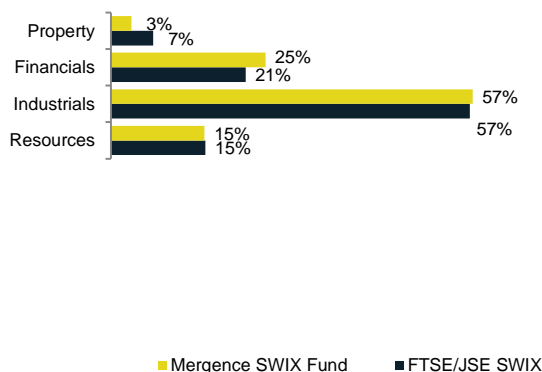
\*\* Returns are quoted gross of fees. Please also note that there are risks associated with financial products and past performance is not necessarily an indication of future performance.

### TOP TEN HOLDINGS

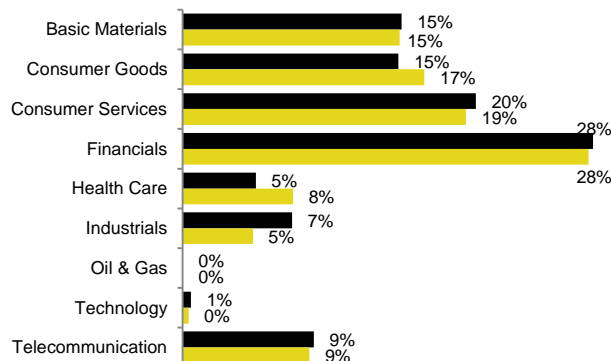
	% of Equity	% of Total
Naspers -N	12.9%	12.5%
MTN	8.7%	8.4%
Steinhoff	6.1%	5.9%
Sasol	4.9%	4.9%
Standard Bank	4.6%	4.6%
Old Mutual	4.4%	4.2%
BAT	4.1%	3.9%
Netcare	3.3%	3.2%
Woolies	3.0%	2.9%
SAB Miller	3.0%	2.9%



### SECTOR EXPOSURE



### EQUITY INDUSTRY ALLOCATION



### MONTHLY RETURNS

Year	Jan	Feb	Mar	Apr	May	Jun	Jul	Aug	Sep	Oct	Nov	Dec
2015	2.9%	3.8%	0.6%	4.6%								
2014	-3.7%	5.8%	2.9%	1.4%	2.7%	2.9%	0.9%	0.3%	-1.8%	2.6%	-0.3%	0.5%
2013	2.0%	-0.9%	2.0%	-1.9%	8.4%	-3.9%	3.9%	1.9%	5.1%	3.7%	-1.4%	4.5%
2012	4.2%	2.3%	-0.6%	2.7%	-3.0%	1.8%	2.9%	2.7%	1.4%	3.9%	1.2%	5.0%
2011	-2.5%	2.8%	1.0%	2.5%	-0.6%	-1.9%	-1.3%	0.6%	-2.2%	7.6%	1.8%	-1.3%
2010	-3.4%	0.8%	6.4%	-0.5%	-5.5%	-3.7%	8.5%	-3.4%	8.9%	2.1%	-1.5%	6.1%
2009	-4.5%	-9.3%	11.2%	1.7%	8.6%	-0.5%	9.1%	3.0%	-0.3%	5.2%	0.9%	3.9%

### INVESTMENT PROFESSIONALS



#### Bradley Preston, BSc (Hons), MSc (Fin Maths)

Portfolio Manager

Brad received his MSc in Financial Mathematics from UCT with distinction for his thesis focussing on derivative pricing. He joined Mergence Investment Managers in 2005 as part of the absolute return team where he is currently a Portfolio Manager. Brad is also Portfolio Manager of the Mergence Equity mandates and heads up quantitative analysis.



#### Fabian de Beer, B Com, H.Dip.Ed

Chief Investment Officer

Fabian has over 25 years investment experience, having obtained his B Com at UWC majoring in Accounting and Economics, followed by a post graduate H.Dip.Ed. He has held a number of senior and executive management positions namely: Head of the Group ALM function at Standard Bank/SCMB (Treasury); senior manager of ALM/risk assessment at Eskom Treasury; senior positions at the Eskom Pension Fund of which most of the time was spent heading Investment Multi-Management and playing a major role in investment and portfolio strategy as well as asset allocation. He then joined BRAIT SA as Executive Director and lead investment manager for its Fund of Hedge Funds. In 2006, Fabian joined Mergence Investment Managers as Investment Strategist, a role he still fulfills.

Mergence Investment Managers (Pty) Ltd (Mergence), Reg No.2004/021426/07, is a licensed financial services provider under the Financial Advisory and Intermediary Services Act No. 37 of 2002 (FAIS) (FSP No 16134) and is approved by the Registrar of Financial Services Providers ([www.fsb.co.za](http://www.fsb.co.za)). The availability of a complete list and description of all of the firm's GIPS composites is available upon request. Additional information regarding policies for calculating and reporting returns is available upon request. Though Mergence take care in the accuracy of data, we take no responsibility for any information contained herein or attached. Such information is not intended nor does it constitute financial, tax, legal, investment or other advice, including but not limited to "advice" as defined in FAIS. Mergence does not guarantee the suitability or potential value of any information found in this communication. The user of this communication should consult with a qualified financial advisor before relying on any information found herein and before any decision taking action in reliance thereon. The user of any information should be aware that the market fluctuate and the value of investments and that changes in rates of exchange may have an effect on the value, price or income investments. Therefore it is possible that an investor may not retain the full amount invested. Past performance is not necessarily a guide to future investment performance. Fund performance figures are gross of management fees, net of all applicable withholding & gross of SA capital gains taxes.