

Fund Fact Sheet

Mergence Capped SWIX Fund

31 May 2021 - Issued: 24 June 2021



OVERVIEW

	Low	Moderate	High
Equity Risk Profile			
Fund Purpose	Generate capital growth over the long term		
Investment Style	Relative Return		
Benchmark	FTSE/JSE Capped Shareholder Weighted Index [Capped SWIX]		
Investment Vehicle	Segregated / Pooled		
Inception date	February 2017		
Number of Months	51		
Fund Size	R 2,368 billion		
Minimum Investment	R 50 million (none for pooled)		
Management Fee	Subject to mandate (usually between 0.45% and 0.75% per annum)		
Performance fees	Negotiable		

INVESTMENT OBJECTIVE

The Mergence Capped SWIX Fund aims to provide investors with capital growth over the long term. The objective is to achieve returns that are in excess of the FTSE/JSE Capped Shareholder Weighted Index [Capped SWIX] over any three-year rolling period. The fund is managed as a core mandate targeting maximum active returns relative to tracking error volatility.

Our philosophy of pragmatism underlines our approach to investing in equities, and thus the Fund's objective to be a consistent generator of alpha through cycles. We embrace a style agnostic approach given the cyclicity in performance of a strong bias to either value or growth styles. Our investment process is based on detailed bottom up fundamental analysis. We aim to invest in high quality businesses that are trading at a discount to our assessment of fair value. Our equity investment process is comprehensive, proprietary research driven and long term focused.

INVESTOR PROFILE

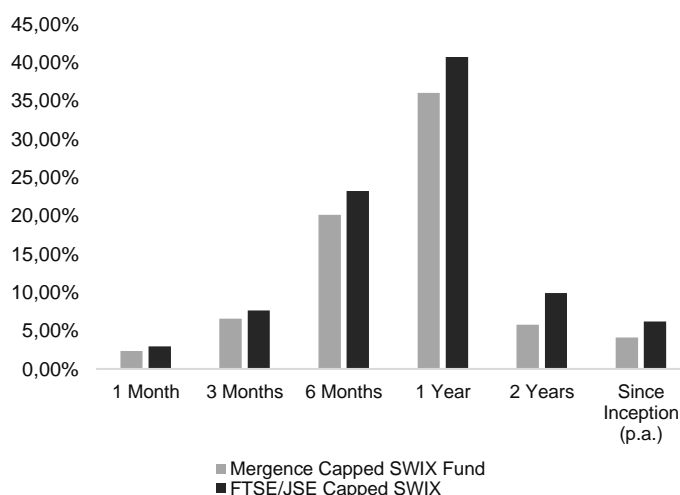
The Fund is suitable for investors:

- who seek specialist South African equity exposure as part of their overall investment strategy;
- who believe long term equity exposure adds value;
- who know the nature of equity exposure, in that there is entry risk and the potential of capital loss.

CARBON FOOTPRINT

The Mergence Capped SWIX Fund is conscious of its carbon footprint and is actively encouraging improved disclosure and carbon management across all JSE listed companies. The Mergence Capped SWIX Fund's Carbon Footprint is available on request.

PERIODIC RETURNS



PERFORMANCE** SUMMARY

Period	Fund	Capped SWIX	Active Return
Tracking Error	2,12%		
Information Ratio	-0,98		
1 Month	2,36%	2,93%	-0,56%
3 Months	6,55%	7,61%	-1,06%
6 Months	20,10%	23,23%	-3,13%
1 Year	36,05%	40,75%	-4,70%
2 Years	5,80%	9,90%	-4,10%
Since Inception (p.a.)	4,12%	6,20%	-2,08%
Year	Fund	Capped SWIX	Active Return
2021 (YTD)	15,27%	16,84%	-1,57%
2020	-1,99%	0,58%	-2,56%
2019	3,70%	6,75%	-3,05%
2018	-9,65%	-10,94%	1,28%

** Returns are quoted gross of fees. Please also note that there are risks associated with financial products and past performance is not necessarily an indication of future performance.

TOP TEN HOLDINGS

	% of Equity	% of Total
Naspers	9,78%	9,51%
FirstRand	6,42%	6,24%
Anglo American	6,12%	5,95%
Standard Bank	5,90%	5,73%
Implats	4,71%	4,58%
British American Tobacco	4,62%	4,49%
Aspen	4,05%	3,94%
Sibanye Stillwater	3,73%	3,62%
BHPBilliton	3,31%	3,22%
MTN	2,96%	2,88%

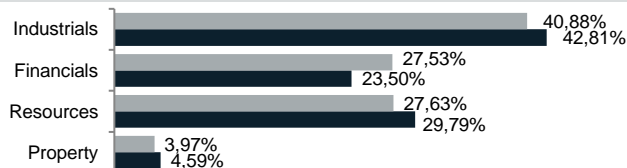
Fund Fact Sheet

Mergence Capped SWIX Fund

31 May 2021 - Issued: 24 June 2021

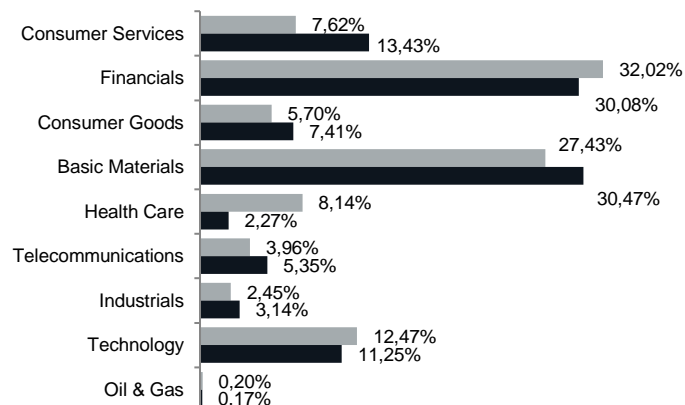


BROAD SECTOR EXPOSURE



■ Mergence Capped SWIX Fund
■ FTSE/JSE Capped SWIX

SECTOR ALLOCATION



MONTHLY RETURNS

	JAN	FEB	MAR	APR	MAY	JUN	JUL	AUG	SEP	OCT	NOV	DEC
2021	3,09%	4,94%	3,64%	0,44%	2,36%							
2020	-3,00%	-9,39%	-16,39%	14,06%	-0,93%	7,66%	1,00%	-0,84%	0,04%	-4,89%	10,42%	4,19%
2019	2,47%	1,37%	-0,16%	5,33%	-4,19%	2,32%	-3,57%	-2,92%	0,05%	2,97%	-1,45%	1,86%
2018	0,05%	-0,23%	-4,03%	3,74%	-4,20%	0,41%	1,73%	0,35%	-4,54%	-4,54%	-1,11%	2,73%

INVESTMENT PROFESSIONALS



Peter Takaendesa, Bcom Hons (Economics), Mcom (Econ), MCom (Finance & Econometrics)

Head: Equities

Peter joined Mergence in 2014 as a senior equity investment analyst specialising in the technology, media, and telecoms (TMT) sector. He has over 14 years' financial services industry experience during which time he worked for Credit Suisse Standard Securities and RMB Morgan Stanley. Peter also received top ratings in the Financial Mail annual analyst rankings and winning the ABSIP South Africa equity analyst of the year in 2011 are some of Peter's achievements. In November 2019, Peter was promoted to Head of Equities for Mergence Investment Managers. He obtained an MCom at Rhodes University majoring in Finance and Economics, followed by several professional industry certifications. Before joining the financial services industry, Peter was a university lecturer in Economics and published several papers in leading academic journals. He is a regular commentator in the media.



Izak van Niekerk, B Acc (Hons) CA (SA)

Co-Portfolio Manager: Equities

Izak joined Mergence in 2011 as an Equity analyst, he plays an active role within the investment team focussing on equity research. He is a qualified chartered accountant and has over 14 years' experience in the financial services industry as well as BAcc (Hons) from the University of Stellenbosch and is a member of SAICA. Before joining Mergence Investment Managers in 2011, he spent two years at PricewaterhouseCoopers in Johannesburg as an audit manager for financial services clients in the Banking and Capital Markets division. In November 2019, he was appointed as a Co-Portfolio Manager for Listed Investments at Mergence Investment Managers.

Mergence Investment Managers (Pty) Ltd (Mergence), Reg No.2004/021426/07, is a licensed financial services provider under the Financial Advisory and Intermediary Services Act No. 37 of 2002 (FAIS) (FSP No 16134) and is approved by the Registrar of Financial Services Providers (www.fsb.co.za). The availability of a complete list and description of all of the firm's GIPS composites is available upon request. Additional information regarding policies for calculating and reporting returns is available upon request. Though Mergence take care in the accuracy of data, we take no responsibility for any information contained herein or attached. Such information is not intended nor does it constitute financial, tax, legal, investment or other advice, including but not limited to "advice" as defined in FAIS. Mergence does not guarantee the suitability or potential value of any information found in this communication. The user of this communication should consult with a qualified financial advisor before relying on any information found herein and before any decision taking action in reliance thereon. The user of any information should be aware that the market fluctuate and the value of investments and that changes in rates of exchange may have an effect on the value, price or income investments. Therefore it is possible that an investor may not retain the full amount invested. Past performance is not necessarily a guide to future investment performance. Fund performance figures are gross of management fees, net of all applicable withholding & gross of SA capital gains taxes.

Mergence Investment Managers (Pty) Ltd, 2nd Floor, Cape Town Cruise Terminal, Duncan Road, V&A Waterfront, Cape Town, South Africa, 8001
P O Box 8275, Roggebaai, 8012 / T: +27 21 433 2960 / F: +27 433 0675 / E: info@mergence.co.za