

Fund Fact Sheet

Mergence Infrastructure & Development | Debt

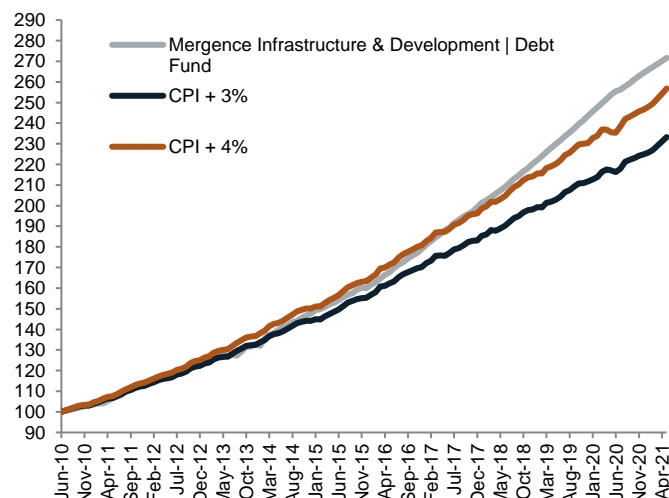
31 May 2021 - Issued: 24 June 2021



OVERVIEW

	Low	Moderate	High
Equity Risk Profile			
Fund Purpose	Consistent income generation through socially responsible investing and development in infrastructure assets.		
Benchmark	Headline Consumer Price Index (CPI) +3% per annum over rolling 3-years		
Investment Vehicle	Segregated / Pooled		
Inception date	16 June 2010		
Number of Months	131		
Fund Size	R 356.8 million		
Minimum Investment	R 100 million / none for pooled		
Investment Period	3-year lock-in period		
Management Fee	Subject to mandate (usually between 1.00% and 1.50% per annum, excl VAT)		
Performance fees	Negotiable		

LONG TERM TRACK RECORD



INVESTOR PROFILE

The Fund is suitable for institutional investors:

- who seek exposure through supporting high impact developmental investing in terms of social, environmental and governance criteria;
- who are comfortable with the inherent volatility of the financial markets, and who acknowledge that the effects of impact investing occur over medium to long term time horizons;
- who seek long term capital growth whilst promoting impact and socially responsible investing.

INVESTMENT MANDATE

The Mergence Infrastructure & Development | Debt Fund is a socially responsible fund that invests in projects, businesses, organisations and funds that encourage and enhance growth and development in South Africa. This Fund aims to invest in debt investments issued to create positive and sustainable social and/or economic impact beyond the financial return.

INVESTMENT OBJECTIVE

The Mergence Infrastructure & Development | Debt Fund has a long-term performance target of inflation +3% per annum over the medium to long term by investing in opportunities that create both a positive and measurable social developmental and/or environmental impact.

IMPACT REPORTING

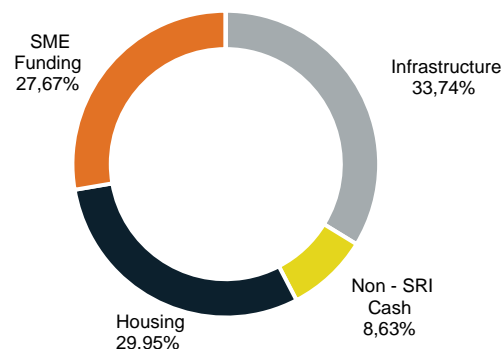
The Fund utilises a detailed process to evaluate and verify the social and environmental impact of each investment. Approved investments will be expected to achieve the Fund's financial return objectives, whilst also satisfying social impact, environmental and governance criteria.

PERFORMANCE** DETAILS

Period	Fund	CPI + 3%
1 Month	0,56%	0,92%
3 Months	1,67%	2,78%
6 Months	3,34%	4,05%
Year to date	2,75%	3,80%
1 Year	7,05%	7,43%
2 Years (p.a.)	8,72%	6,69%
3 Years (p.a.)	9,41%	6,92%
5 Years (p.a.)	10,13%	7,32%
Since Inception (p.a.)	9,59%	7,99%

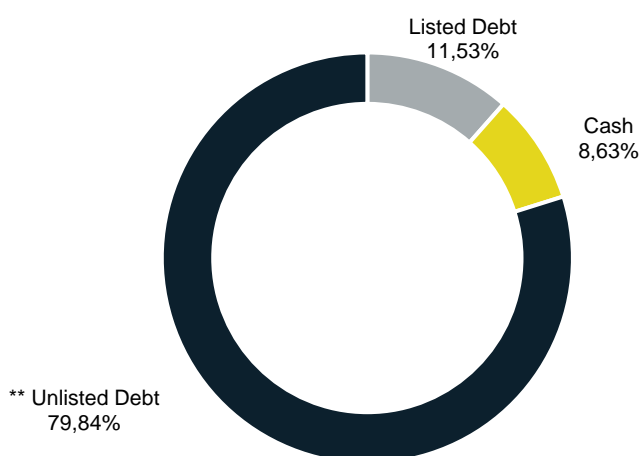
** Returns are quoted gross of fees.

Impact Allocation



FUND STRUCTURE

Asset Allocation



** Unlisted Debt
79,84%

** Target asset allocation for Private markets (unlisted) Debt of 80%

PORTFOLIO MANAGEMENT

**Kasief Isaacs**, BCom (Hons), CA (SA)

Head: Private markets

Kasief joined Mergence in February 2015 to bolster the private equity capabilities of the Private markets Investments team. He has a BCom (Hons) from the University of the Western Cape. He helped develop the Mergence Infrastructure & Development | Equity Fund where, as senior investment principal his focus is on infrastructure within the region. With over 26 years of experience, Kasief is a qualified CA with a specific focus on energy, infrastructure and impact. Before joining Mergence, Kasief led PwC's South African Renewable Energy practice and has advised developers and investors from South Africa, Spain, Italy, Germany, China and as well as the United States on the SA renewable energy market including participation in the REIPPP programme, project acquisitions, private PPAs, and BEE structuring and funding.

**Chitongwa Siame**, BSc (Hons), ACCA, MCom (Financial Management)

Investment Principal

Chito is an Investment Principal at Mergence Investment Managers focussing on private markets (unlisted) investment opportunities (private equity and/or – credit) throughout the Southern African Development Community (SADC). Chito was the lead to conclude the transactions Sanlei Trout and Lesana Microfinance in Lesotho. He also serves on the boards of several of the Mergence investment companies, including South African Water Works, Maluti Green Med and Sanlei Trout. Chito joined the public markets (listed) investment team at Mergence Investment Managers as an Equity Analyst in 2011 for. During this time, he analysed various company sectors including FMCG, hospitality, financial services, and telecommunications before transitioning to the private markets (unlisted) investment team in 2015. Prior to Mergence Investment Managers, he worked in audit and management consulting, as well as a business analyst at Lafarge Holcim South East Africa. Chito is a chartered certified accountant (ACCA accreditation) and holds a Masters in Financial Management from the University of Cape Town.

Mergence Investment Managers (Pty) Ltd (Mergence), Reg No.2004/021426/07, is a licensed financial services provider under the Financial Advisory and Intermediary Services Act No. 37 of 2002 (FAIS) (FSP No 16134) and is approved by the Registrar of Financial Services Providers (www.fsb.co.za). The availability of a complete list and description of all of the firm's GIPS composites is available upon request. Additional information regarding policies for calculating and reporting returns is available upon request. Though Mergence take care in the accuracy of data, we take no responsibility for any information contained herein or attached. Such information is not intended nor does it constitute financial, tax, legal, investment or other advice, including but not limited to "advice" as defined in FAIS. Mergence does not guarantee the suitability or potential value of any information found in this communication. The user of this communication should consult with a qualified financial advisor before relying on any information found herein and before any decision taking action in reliance thereon. The user of any information should be aware that the market fluctuate and the value of investments and that changes in rates of exchange may have an effect on the value, price or income investments. Therefore it is possible that an investor may not retain the full amount invested. Past performance is not necessarily a guide to future investment performance. Fund performance figures are gross of management fees, net of all applicable withholding & gross of SA capital gains taxes.