

Fund fact sheet

Mergence Infrastructure & Development | Equity

30 June 2025 - Issued: 11 June 2025



OVERVIEW

	Low	Moderate	High
Risk Profile	<div><div></div></div>		
Fund Purpose	Consistent income generation through socially responsible investing and development in infrastructure assets.		
Fund Term Life	Closed		
Inception Date	May 2015		
Fund Size	R 1.16 billion		
Investment Vehicle	Segregated / Life License (Prescient)		
Benchmark Return	CPI +7% (over rolling 3-year periods)		
Target Areas	Social, economic and other infrastructure		
Geographic Focus	Predominantly South Africa		
Asset Class	Unlisted infrastructure equity and quasi-equity		
Target Portfolio	70% equity, 30% quasi-equity		
Target Sector	70% Infrastructure, 30% developmental		
Withdrawal Period	No investment should be made in the Fund if the intention is to withdraw funds within 3 years		
Liquidity	Up to 36 months to liquidate assets		
Fees	1.15%		
Minimum Investment	R 150 million / none for pooled		

FUND COMPOSITION

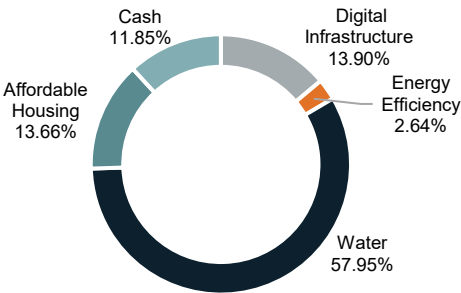
Mergence Investment Managers has established the Mergence Infrastructure & Development | Equity Fund as a fund in its suite of Impact Funds. The Fund has been structured to invest in unlisted equity and quasi-equity, such as mezzanine debt, in infrastructure and developmental assets. The Fund will focus on building a diversified portfolio of infrastructure and developmental assets that will meet the Fund objectives of supporting economic growth and infrastructure development while yielding sound returns to investors. Socio-economic infrastructure assets include renewable energy plants, social housing, student accommodation, schools, energy efficient programmes and hospitals.

SECTOR EXPOSURE

Cash	11.85%
Digital Infrastructure	13.90%
Energy Efficiency	2.64%
Water	57.95%
Affordable Housing	13.66%

Mergence Investment Managers has established the Mergence Infrastructure & Development | Equity Fund as a fund in its suite of Impact Funds. The Fund has been structured to invest in unlisted equity and quasi-equity, such as mezzanine debt, in infrastructure and developmental assets. The Fund will focus on building a diversified portfolio of infrastructure and developmental assets that will meet the Fund objectives of supporting economic growth and infrastructure development while yielding sound returns to investors. Socio-economic infrastructure assets include renewable energy plants, social housing, student accommodation, schools, energy efficient programmes and hospitals.

SECTOR EXPOSURE



INVESTOR PROFILE

- The Fund is suitable for institutional investors:
- who seek exposure through supporting developmental infrastructure investing in terms of social and environmental criteria;
  - who are uncomfortable with the inherent volatility of the financial markets, and who acknowledge that the effects of impact investing occur over medium to long term horizons;
  - as part of an overall allocation in balanced portfolios.

INVESTMENT OBJECTIVE

The Fund aims to diversify investors' portfolios, generate enhanced yield and stable cash flows, hedge long-term liabilities and inflation, preserve capital, and deliver sound returns through economic cycles. It also strives to responsibly manage infrastructure investments through ethical practices, efficient operations, quality services, and targeted social impacts. The Fund targets a gross annualized return of CPI + 7% per annum over rolling 3-year periods by investing in assets that meet or exceed the required return.

IMPACT OBJECTIVE

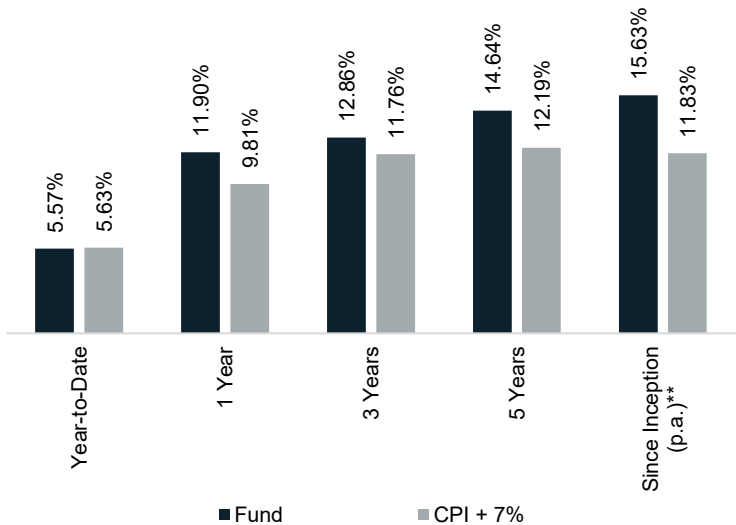
While the Fund seeks to invest in viable projects with strong long-term financial returns, the Fund also aims to invest in projects which are structured to deliver measurable developmental impact, therefore taking into account impact metrics such as local content, local procurement, and local ownership, housing and job creation.

PERFORMANCE\*

Performance summaries for the periods ending 30 Jun 2025:

Period	Fund	CPI + 7%
Year-to-Date	5.57%	5.63%
1 Year	11.90%	9.81%
3 Years	12.86%	11.76%
5 Years	14.64%	12.19%
Since Inception (p.a.)**	15.63%	11.83%

\*Returns are quoted gross of fees.



# Mergence Infrastructure & Development | Equity

31 May 2025 - Issued: 11 June 2025



## INFRASTRUCTURE PROJECTS



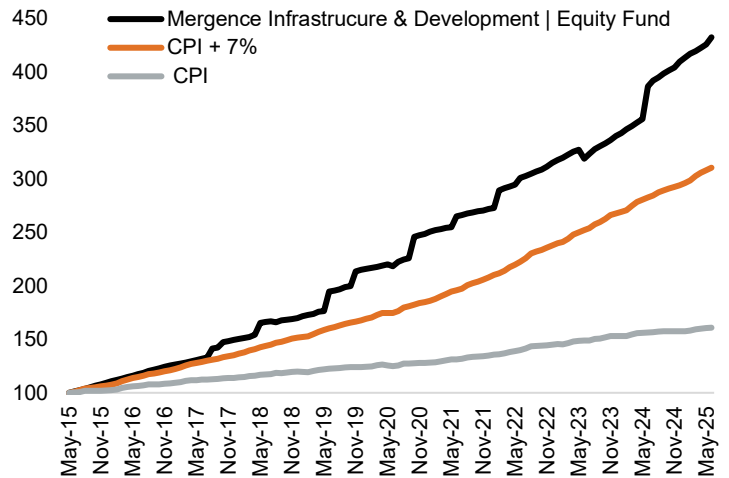
THINKSP~~EE~~D



LINTEGFIBRE  
Lighting up our future!



## LONG TERM TRACK RECORD



## PORTFOLIO MANAGEMENT TEAM



### Chitongwa Siame

BSc Hons, ACCA, MCom (Financial Management)  
Head: Private Equity

Chito joined Mergence in 2011 as an Equity Analyst in the Public Markets team, where he focused on the FMCG, hospitality, financial services, and telecommunications sectors. He transitioned to the Private Markets investment team in 2015 and now serves as Head of Private Equity. In this role, he leads the origination and execution of private equity investment opportunities across the SADC region. Chito has spearheaded transactions in sectors such as aquaculture and microfinance and sits on the boards of several investee companies.



### Mosa Molebatsi

BCom Honours (Finance),  
MPhil (Development Finance), CFA  
Head: Private Debt

Mosa joined Mergence in 2023 as a Senior Investment Associate and now leads the Private Debt team. She brings extensive experience from previous roles at the International Finance Corporation, the Public Investment Corporation, and Momentum Metropolitan Holdings. In addition to her investment work, Mosa is actively involved in lecturing and serves as a trustee on several foundations, reflecting her broader commitment to education and social impact..

Mergence Investment Managers (Pty) Ltd (Mergence), Reg No.2004/021426/07, is a licensed financial services provider under the Financial Advisory and Intermediary Services Act No. 37 of 2002 (FAIS) (FSP No 16134) and is approved by the Registrar of Financial Services Providers (www.fsb.co.za). The availability of a complete list and description of all of the firm's GIPS composites is available upon request. Additional information regarding policies for calculating and reporting returns is available upon request. Though Mergence take care in the accuracy of data, we take no responsibility for any information contained herein or attached. Such information is not intended nor does it constitute financial, tax, legal, investment or other advice, including but not limited to "advice" as defined in FAIS. Mergence does not guarantee the suitability or potential value of any information found in this communication. The user of this communication should consult with a qualified financial advisor before relying on any information found herein and before any decision taking action in reliance thereon. The user of any information should be aware that the market fluctuate and the value of investments and that changes in rates of exchange may have an effect on the value, price or income investments. Therefore it is possible that an investor may not retain the full amount invested. Past performance is not necessarily a guide to future investment performance. Fund performance figures are gross of management fees, net of all applicable withholding & gross of SA capital gains taxes.